











SPOTlight: School Year 2022-2023


Roxborough High School			
School Code	6030	Principal Name	Kristin Williams Smalley
Sector	District	Address	6498 Ridge Ave
Network	Network 4	Phone	215 400 3400
Report Type	High School	Admission Category	Catchment
Receives K8 Report	No	October 1 Enrollment	708
Grades in Report	9 12		
Website	roxboroughhs.philasd.org		

School Performance Outcomes Table

CONDITIONS FOR SUCCESS				
Metric Name	2021-22 Results	2022-23 Results	2022-23 Progress	Metric Description
Student Attendance	25.8%	33.9%	+8.1 %-pts 	Percentage of students attending 90% or more of instructional days
Teacher Attendance	82.1%	77.6%	-4.5 %-pts 	Percentage of teachers attending 90% or more of work days
Student Dropouts (Grades 9-12)	72	55	-17 	Number of students no longer enrolled, and who did not transfer or graduate
Graduation Rate (4-Year Cohort)	70.6%	64.5%	-6.1 %-pts 	Percentage of students graduating high school within four years of first-time enrollment in 9th grade

ACADEMIC GOALS						
Metric Name	2018-19 Results*	2022-23 Results	2022-23 Progress	2018-19 Results*	2022-23 Results	2022-23 Progress
Goal 4: Best by 11th Grade	Keystone Proficient or Advanced			Keystone Below Basic		
Algebra 1	8.0%	6.1%	-1.9 %-pts 	39.3%	50.5%	+11.2 %-pts 
Biology	3.7%	5.2%	+1.5 %-pts 	79.6%	58.3%	-21.3 %-pts 
Literature	18.7%	34.0%	+15.3 %-pts 	50.5%	22.0%	-28.5 %-pts 

* Due to COVID-19 pandemic-related test cancellations and exemptions, Keystone results for 2022-23 are compared to pre-pandemic (2018-19) performance.

Metric Name	2021-22 Results	2022-23 Results	2022-23 Progress	Metric Description
Goal 5: Grade 12 CTE	NOCTI Competent or Advanced			
NOCTI	16.4%	28.1%	+11.7 %-pts 	Percentage of students passing the industry standards assessment specific to each Career and Technical Education (CTE) program

All SPOTlight indicator colors are based on unrounded changes in results. Percentage point changes are rounded to the nearest tenth for display.

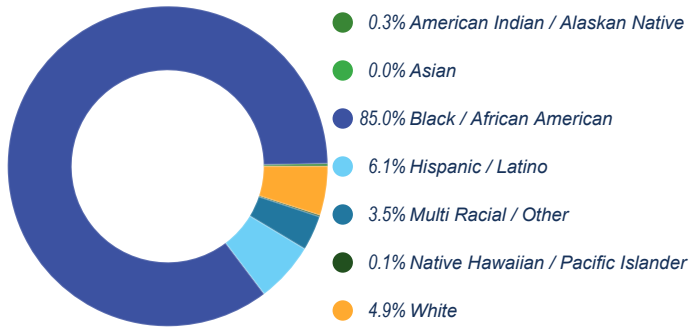
SPOTlight Legend:	Improving 	Maintaining 	Not Improving 
-------------------	---	--	---

Roxborough High School

2022-2023 SCHOOL PROGRESS REPORT ON EDUCATION AND EQUITY

School Code | 6030 Sector | District Network | Network 4
 Principal Name | Kristin Williams-Smalley
 Address | 6498 Ridge Ave Phone | 215-400-3400
 Website | roxboroughhs.philasd.org
 Report Type | High School Grades in Report | 9-12
 Admissions Category | Catchment Receives K8 Report | No Oct 1 Enrollment | 708

Student Enrollment and Demographics



817

of Students Served Over the Full Year

34.0%

% of Students with IEPs

1.7%

% of Students Identified as English Learners

81.2%

% of Students Identified as Economically Disadvantaged

Student Attendance

14.9%

% of Students Attending at Least 95% of Instructional Days

33.9%

% of Students Attending at Least 90% of Instructional Days

Score Level	Performance	Improvement	Level
Not Applicable for 2022-2023	Black / African American		
Performance Insufficient Data for Score	Insufficient Data for Score	Insufficient Data for Score	NA
	Hispanic / Latino		
Improvement Improving in 9 out of 13 Eligible Metrics 69.2%	Insufficient Data for Score	Insufficient Data for Score	NA
	Multi Racial / Other		
Goal Performance (All Students)			
Four-Year Cohort Graduation Rate			
Score: 64.5%			
GOAL 4 Keystone: % of Students Proficient or Advanced on All 3 Keystones, Grade 11			
Score: 2.9%			
GOAL 5 % of 12th Grade CTE Students Meeting Industry Standards			
Score: 28.1%			
<ul style="list-style-type: none"> Improving Not Improving 	<ul style="list-style-type: none"> Maintaining Not Applicable 		
Insufficient Data for Score		Insufficient Data for Score	
Insufficient Data for Score		Insufficient Data for Score	
Insufficient Data for Score		Insufficient Data for Score	
Insufficient Data for Score		Insufficient Data for Score	
Insufficient Data for Score		Insufficient Data for Score	
Insufficient Data for Score		Insufficient Data for Score	
Insufficient Data for Score		Insufficient Data for Score	
Insufficient Data for Score		Insufficient Data for Score	
Insufficient Data for Score		Insufficient Data for Score	

Climate, Culture & Opportunity

Conditions for Success

School Code | 6030 School Name | Roxborough High School

% of Students Attending 90%+ of Days

All Students

817 Students

Score: 33.9%



IMPROVING

+8.1 From Prior Year



% of Students Attending

Greater Than 95% of Instructional Days

14.9%

90-95% of Instructional Days

19.0%

85-90% of Instructional Days

13.8%

80-85% of Instructional Days

10.5%

Less than 80% of Instructional Days

41.7%

Number of Dropouts

All Students

Grades 9-12

Students: 55

IMPROVING

-17.0 From Prior Year



% of Students Receiving Zero Out-of-School Suspensions

All Students

817 Students

Score: 78.7%



IMPROVING

+6.1 From Prior Year



* Schools that are performing at the most positive value for a metric automatically receive a label of "Improving", even if no change in performance occurred.

Climate, Culture & Opportunity

Conditions for Success

School Code | 6030 School Name | Roxborough High School

% of Teachers Attending 90%+ of Days

All Teachers

67 Teachers

Score: 77.6%



NOT IMPROVING

-4.5 From Prior Year



Additional Teacher Metrics

3.5%

% of Teachers Rated as Distinguished

91.4%

% of Teachers Rated as Proficient

88.7%





Year-to-Year Teacher Retention

* Schools that are performing at the most positive value for a metric automatically receive a label of "Improving", even if no change in performance occurred.

College & Career: Every Student Graduates Ready for College and Careers

Conditions for Success

School Code | 6030 School Name | Roxborough High School







Four-Year Cohort Graduation Rate	Other Key Metrics		
<p>All Students 98 out of 152 Students</p> <p>Score: 64.5% NOT IMPROVING -6.1 From Prior Year </p>			
<p>Black / African American 81 out of 123 Students</p> <p>Score: 65.9% NOT IMPROVING -4.9 From Prior Year </p>	<p>60.8% 28.1% 19.8%</p>		
<p>Hispanic / Latino</p> <p>Insufficient Sample</p>	<p>Ninth-Grade On-Track Rate First-Fall Matriculation % of Students Completing the FAFSA by End of 12th Grade</p>		
<p>Multi Racial / Other</p> <p>Insufficient Sample</p>			
<p>White</p> <p>Insufficient Sample</p>			
<p>American Indian / Alaskan Native</p> <p>Insufficient Sample</p>			
<p>Asian</p> <p>Insufficient Sample</p>			
<p>Native Hawaiian / Pacific Islander</p> <p>Insufficient Sample</p>			
<p>English Learners</p> <p>Insufficient Sample</p>			
<p>Students with IEPs 20 out of 46 Students</p> <p>Score: 43.5% NOT IMPROVING -26.5 From Prior Year </p>			
<p>Economically Disadvantaged 80 out of 122 Students</p> <p>Score: 65.6% NOT IMPROVING -6.7 From Prior Year </p>			

* Schools that are performing at the most positive value for a metric automatically receive a label of "Improving", even if no change in performance occurred.

College & Career: Every Student Graduates Ready for College and Careers

Goal 4 - Keystone Algebra I Proficiency, Grade 11

School Code | 6030 School Name | Roxborough High School

Keystone Algebra 1: % of Students Proficient or Advanced, Grade 11	Keystone Algebra 1: % of Students Below Basic, Grade 11
<p>All Students 6 out of 99 Students</p> <p>Score: 6.1%</p> <p>NOT IMPROVING -1.9 From Prior Year </p>	<p>All Students 50 out of 99 Students</p> <p>Score: 50.5%</p> <p>NOT IMPROVING +11.2 From Prior Year </p>
<p>Black / African American 5 out of 85 Students</p> <p>Score: 5.9%</p> <p>Not Applicable No Data Prior Year </p>	<p>Black / African American 46 out of 85 Students</p> <p>Score: 54.1%</p> <p>Not Applicable No Data Prior Year </p>
<p>Hispanic / Latino</p> <p>Insufficient Sample</p>	<p>Hispanic / Latino</p> <p>Insufficient Sample</p>
<p>Multi Racial / Other</p> <p>Insufficient Sample</p>	<p>Multi Racial / Other</p> <p>Insufficient Sample</p>
<p>White</p> <p>Insufficient Sample</p>	<p>White</p> <p>Insufficient Sample</p>
<p>American Indian / Alaskan Native</p> <p>Insufficient Sample</p>	<p>American Indian / Alaskan Native</p> <p>Insufficient Sample</p>
<p>Asian</p> <p>Insufficient Sample</p>	<p>Asian</p> <p>Insufficient Sample</p>
<p>Native Hawaiian / Pacific Islander</p> <p>Insufficient Sample</p>	<p>Native Hawaiian / Pacific Islander</p> <p>Insufficient Sample</p>
<p>English Learners</p> <p>Insufficient Sample</p>	<p>English Learners</p> <p>Insufficient Sample</p>
<p>Students with IEPs</p> <p>Insufficient Sample</p>	<p>Students with IEPs</p> <p>Insufficient Sample</p>
<p>Economically Disadvantaged 5 out of 75 Students</p> <p>Score: 6.7%</p> <p>Not Applicable No Data Prior Year </p>	<p>Economically Disadvantaged 38 out of 75 Students</p> <p>Score: 50.7%</p> <p>Not Applicable No Data Prior Year </p>







* Schools that are performing at the most positive value for a metric automatically receive a label of "Improving", even if no change in performance occurred.

* Due to COVID-19 pandemic-related test cancellations and exemptions, Keystone results for 2022-2023 are compared to pre-pandemic (2018-2019) performance; 2018-2019 subgroup data are not included.

College & Career: Every Student Graduates Ready for College and Careers

Goal 4 - Keystone Biology Proficiency, Grade 11

School Code | 6030 School Name | Roxborough High School

Keystone Biology: % of Students Proficient or Advanced, Grade 11	Keystone Biology: % of Students Below Basic, Grade 11
<p>All Students 5 out of 96 Students</p> <p>Score: 5.2%</p> <p>IMPROVING +1.5 From Prior Year </p>	<p>All Students 56 out of 96 Students</p> <p>Score: 58.3%</p> <p>IMPROVING -21.3 From Prior Year </p>
<p>Black / African American 4 out of 83 Students</p> <p>Score: 4.8%</p> <p>Not Applicable No Data Prior Year </p>	<p>Black / African American 50 out of 83 Students</p> <p>Score: 60.2%</p> <p>Not Applicable No Data Prior Year </p>
<p>Hispanic / Latino</p> <p>Insufficient Sample</p>	<p>Hispanic / Latino</p> <p>Insufficient Sample</p>
<p>Multi Racial / Other</p> <p>Insufficient Sample</p>	<p>Multi Racial / Other</p> <p>Insufficient Sample</p>
<p>White</p> <p>Insufficient Sample</p>	<p>White</p> <p>Insufficient Sample</p>
<p>American Indian / Alaskan Native</p> <p>Insufficient Sample</p>	<p>American Indian / Alaskan Native</p> <p>Insufficient Sample</p>
<p>Asian</p> <p>Insufficient Sample</p>	<p>Asian</p> <p>Insufficient Sample</p>
<p>Native Hawaiian / Pacific Islander</p> <p>Insufficient Sample</p>	<p>Native Hawaiian / Pacific Islander</p> <p>Insufficient Sample</p>
<p>English Learners</p> <p>Insufficient Sample</p>	<p>English Learners</p> <p>Insufficient Sample</p>
<p>Students with IEPs</p> <p>Insufficient Sample</p>	<p>Students with IEPs</p> <p>Insufficient Sample</p>
<p>Economically Disadvantaged 4 out of 73 Students</p> <p>Score: 5.5%</p> <p>Not Applicable No Data Prior Year </p>	<p>Economically Disadvantaged 44 out of 73 Students</p> <p>Score: 60.3%</p> <p>Not Applicable No Data Prior Year </p>

* Schools that are performing at the most positive value for a metric automatically receive a label of "Improving", even if no change in performance occurred.

* Due to COVID-19 pandemic-related test cancellations and exemptions, Keystone results for 2022-2023 are compared to pre-pandemic (2018-2019) performance; 2018-2019 subgroup data are not included.

College & Career: Every Student Graduates Ready for College and Careers

Goal 4 - Keystone Literature Proficiency, Grade 11

School Code | 6030 School Name | Roxborough High School

Keystone Literature: % of Students Proficient or Advanced, Grade 11	Keystone Literature: % of Students Below Basic, Grade 11
<p>All Students 34 out of 100 Students</p> <p>Score: 34.0%</p> <p>IMPROVING +15.3 From Prior Year </p>	<p>All Students 22 out of 100 Students</p> <p>Score: 22.0%</p> <p>IMPROVING -28.5 From Prior Year </p>
<p>Black / African American 30 out of 86 Students</p> <p>Score: 34.9%</p> <p>Not Applicable No Data Prior Year </p>	<p>Black / African American 19 out of 86 Students</p> <p>Score: 22.1%</p> <p>Not Applicable No Data Prior Year </p>
<p>Hispanic / Latino</p> <p>Insufficient Sample</p>	<p>Hispanic / Latino</p> <p>Insufficient Sample</p>
<p>Multi Racial / Other</p> <p>Insufficient Sample</p>	<p>Multi Racial / Other</p> <p>Insufficient Sample</p>
<p>White</p> <p>Insufficient Sample</p>	<p>White</p> <p>Insufficient Sample</p>
<p>American Indian / Alaskan Native</p> <p>Insufficient Sample</p>	<p>American Indian / Alaskan Native</p> <p>Insufficient Sample</p>
<p>Asian</p> <p>Insufficient Sample</p>	<p>Asian</p> <p>Insufficient Sample</p>
<p>Native Hawaiian / Pacific Islander</p> <p>Insufficient Sample</p>	<p>Native Hawaiian / Pacific Islander</p> <p>Insufficient Sample</p>
<p>English Learners</p> <p>Insufficient Sample</p>	<p>English Learners</p> <p>Insufficient Sample</p>
<p>Students with IEPs</p> <p>Insufficient Sample</p>	<p>Students with IEPs</p> <p>Insufficient Sample</p>
<p>Economically Disadvantaged 24 out of 74 Students</p> <p>Score: 32.4%</p> <p>Not Applicable No Data Prior Year </p>	<p>Economically Disadvantaged 17 out of 74 Students</p> <p>Score: 23.0%</p> <p>Not Applicable No Data Prior Year </p>

* Schools that are performing at the most positive value for a metric automatically receive a label of "Improving", even if no change in performance occurred.

* Due to COVID-19 pandemic-related test cancellations and exemptions, Keystone results for 2022-2023 are compared to pre-pandemic (2018-2019) performance; 2018-2019 subgroup data are not included.

College & Career: Every Student Graduates Ready for College and Careers

Goal 4 - Keystone Overall Proficiency, Grade 11

Goal 5 - Career and Technical Education, Grade 12

School Code | 6030 School Name | Roxborough High School

Keystone All Subjects: % of Students Proficient or Advanced, Grade 11

All Students
3 out of 103 Students

Score: 2.9%

IMPROVING

+1.1 From Prior Year



Black / African American
3 out of 88 Students

Score: 3.4%

Not Applicable

No Data Prior Year



Hispanic / Latino

Insufficient Sample

Multi Racial / Other

Insufficient Sample

White

Insufficient Sample

American Indian / Alaskan Native

Insufficient Sample

Asian

Insufficient Sample

Native Hawaiian / Pacific Islander

Insufficient Sample

English Learners

Insufficient Sample

Students with IEPs
0 out of 21 Students

Score: 0.0%

Not Applicable

No Data Prior Year



Economically Disadvantaged
3 out of 77 Students

Score: 3.9%

Not Applicable

No Data Prior Year



% of 12th Grade CTE Students Meeting Industry Standards

All Students
57 Students

Score: 28.1%



IMPROVING

+11.7 From Prior Year



* Schools that are performing at the most positive value for a metric automatically receive a label of "Improving", even if no change in performance occurred.
* Due to COVID-19 pandemic-related test cancellations and exemptions, Keystone results for 2022-2023 are compared to pre-pandemic (2018-2019) performance; 2018-2019 subgroup data are not included.